

A photograph of a forest with sunlight streaming through the trees, creating a hazy, ethereal atmosphere. The sunbeams are visible as bright rays cutting through the green foliage. The trees are tall and slender, with dense canopies. The ground is covered in grass and fallen leaves, with dappled sunlight creating patterns on the forest floor.

MADE FOR HOME,
MADE FOR LIFE

PBJ
DESIGNHOUSE
EST. 1968

**IT IS IN THE EYE THAT SEES,
THE NOSE THAT SMELLS AND
THE HAND THAT FEELS**



Its how we measure the quality of good Danish design?
We encourage you to use all of your senses and carefully examine
our products in detail. You will quickly realize that high-quality
craftsmanship is completely unique.

Take notice of the wonderful smell of the newly carved wood,
feel the finish and have a look at the mesmerizing details.

FIFTY	6
EDGE	8
BIG.....	10
X-TRA.....	12
TRIBE	14
SESAME and CITY	16
STICK	18
TRADITION dining chair.....	22
COMPOUND dining chair	23
JOINT.....	24
BOW	26
SESAME and CLASSIC	28
CUT dining chair.....	30
CURVE	32
ROUND and URBAN.....	34
CHIEF dining chair	36
MOORE rack shelves.....	38
CITY media collection.....	40
COFFEE TABLES.....	42
CHOICE shelving system.....	44
CUT and CLASSIC dining chairs.....	46

DESIGN AND PRODUCTION SINCE 1968

FURNITURE CRAFTSMANSHIP WITH REFRESHING FUNCTIONALITY AND POWERFUL IDEAS

PBJ DESIGNHOUSE has had a tradition of bringing together furniture architects and certified cabinet makers since 1968. This has turned the company into an exponent of Denmark's proud traditions in furniture – as when creativity and quality unite, the result reaches new heights.

Based on our WOOD AND VISION philosophy, we combine good furniture craftsmanship with refreshing functionality, distinctive modes of expression and powerful ideas. Our competencies cover everything, from wood, veneer and painted surfaces to a curious and often untraditional use of, among other things, laminates, linoleum and upholstery in chairs.

A designer's creativity always gets a marked boost when his or her ideas are developed further by the craftsman, the person who is familiar with everything about materials, techniques and options. The result is furniture with idea and identity, form and function, finish and finesse, dynamics and details.



Morten Svendsen



**GERMAN
DESIGN
AWARD
SPECIAL
2019**

**WE ARE PROUD AND
HONOURED TO WIN THE
GERMAN DESIGN AWARD
FOR OUR FIFTY SERIES**

See next page



GERMAN DESIGN AWARD WINNER

Fifty has been awarded with a German Design Award, as the series represents a fantastically executed collection with a modern interpretation of retro design.



FIFTY

The flawless finish is a nod to the creators' life-long passion for refined woodwork. With a clean finesse and ample use of natural materials, Fifty is the epitome of a modern interpretation of mid-century Danish design.

MATERIAL

Light Oak / Walnut / Black Oak / Oak Natural

TECHNICAL DATA

FIFTY extending dining table: L: 230/430 cm. W/D: 95 cm. H: 75 cm.

FIFTY highboard: L: 110 W/D: 40 cm. H: 130 cm



TRADITION DINING CHAIR

Fully upholstered dining chair with round, solid and pointed legs. The chair is unique with its visible legs on the back. See more on page 22





MATERIAL
Light Oak / Walnut / Black Oak

TECHNICAL DATA
EDGE extending dining table: L: 220 cm. W/D: 95 cm. H: 74 cm.
EDGE sideboard: L: 195 cm. W/D: 45 cm. H: 81 cm.
CLASSIC desk: L: 140 cm. W/D: 49 cm. H: 75 cm.




EDGE

A dining table with an extension in the middle. The dining table has a rectangular top with rounded corners and solid wooden frame and legs with a characteristic cutout and finger joint.

Sideboard: A cabinet with elegant mitre joints at the corners, solid wooden legs with a characteristic cutout, finger joint, doors and drawer fronts with solid wooden handles.

EDGE II CUT DINING CHAIR

See specifications on page 30-31 and 46.



EXTRA LEAVES
UNDERNEATH
THE TABLETOP

BIG

Big claims the space with its ability to expand to a length of 521 cm and accommodates up to 20 seats. Big is both manageable and elegant considering the size. The wheels underneath allow the tablelegs to easily slide apart and the extra leaves are accessible underneath the tabletop, allowing one person to expand the table.



MATERIAL

Light Oak / Walnut / Black Oak

TECHNICAL DATA

BIG extending dining table:

L: 215 cm. W/D: 100 cm. H: 75 cm.

Extended:

L: 521 cm. W/D 100 cm. H: 75 cm.



TRIBE DINING CHAIR

A classic and beautiful chair with endless possibilities for customizing combinations of surfaces and upholstery.

See more on page 14-15.





X-TRA

With X-TRA you get a little extra...extra craftsmanship and handmade joints. Extra finish, like discreetly hidden adjustable screws in the sideboard legs. Extra table space thanks to integrated one meter butterfly extension plates at the center of the table. Extra architectural details like the elegant floating table top, recessed door handles and stylish design.

The corresponding X-TRA sideboard has doors with soft close and drawers that can be taken out - drawer trays a rare cabinet maker specialty these days.



MATERIAL

Light Oak / Walnut / Black Oak


TECHNICAL DATA

X-TRA extending dining table:

L: 200/300 cm. W/D: 100 cm. H: 74 cm.

X-TRA sideboard:

L: 213 cm. W/D: 48 cm. H: 80 cm.



TRIBE DINING CHAIRS

TRIBE follows the proud Danish furniture tradition that combines fine design with great craftsmanship. The chair is made of solid light Oak, black stained oak or walnut, with a curved back and a moulded plywood seat with veneer with visible edges or upholstery.



TRIBE
Black oak / Black leather



TRIBE
Walnut / Sand leather



TRIBE
Light Oak / Walnut veneer



TRIBE
Black oak / Sand leather



TRIBE
Light Oak / Light Oak veneer



TRIBE
Light Oak / Black leather

MATERIAL

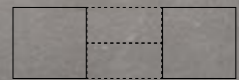
Light Oak / Walnut / Black Oak

TECHNICAL DATA

SESAME extending dining table: L: 175/275 cm. W/D: 90 cm. H: 74 cm.

CITY sideboard: L: 176 cm. W/D: 45 cm. H: 75 cm.

CITY highboard: L: 110 cm. W/D: 40 cm. H: 135 cm.



SESAME / CITY

"Open Sesame!" - and the SESAME dining table transforms with ease from 175 cm to 275 cm, thanks to the practical butterfly function with the integrated extension plates that simply need to be unfolded. This expands the possibility for seating around the table from 6-8 people to 10-12 people. The tabletop has a solid wooden frame and solid legs in light Oak. See SESAME at 220/320 cm table length on page 28.

The CITY sideboard and highboard have mitre joints and are available with doors and drawers, where the colours and materials for the front can be mixed and matched.

BASIC II CLASSIC DINING CHAIR

See specifications on page 47.



STICK

The STICK dining table welcomes everybody around the table. There is plenty of room for the family in everyday situations, and with the extra extension leaves on, the dinner party can start. The extra extension leaves are elegantly stored under the table top. The table top has rounded corners, bevelled edges and round tapered solid wooden legs.

The STICK sideboard has easy-rolling sliding doors and drawers in moderate colours. The sliding door makes it possible to vary the sideboards expression, depending on whether it is pushed to one side, or slid to the other side to hide the drawers.



STICK CUT AND CLASSIC DINING CHAIR

See specifications on page 30-31 and 46-47.



MATERIAL

Light Oak / Walnut / Black Oak / Oak Natural

TECHNICAL DATA

STICK dining table: L: 225 cm. W/D: 95 cm. H: 75 cm.

STICK sideboard: L: 170 cm. W/D: 48 cm. H: 73 cm.

STICK desk: L: 136 cm. W/D: 60 cm. H: 74 cm.

STICK DESK

Desk top with removable tray drawer, cable flap, concealed space and solid wooden legs.

The desk is designed to blend in or stand out. Place it against the wall or let it stand free to own the room.





STICK

MATERIAL

Chrome legs design option

Light Oak / Walnut / Black Oak / Oak Natural

TECHNICAL DATA

STICK dining table: L: 225 cm. W/D: 95 cm. H: 75 cm.

STICK sideboard: L: 170 cm. W/D: 48 cm. H: 73 cm.

STICK media cabinet: L: 186 cm. W/D: 50 cm. H: 45 cm.

STICK coffee table: L: 90 cm. W/D: 67 cm. H: 39 or 44 cm.

STICK coffee table: L: 120 cm. W/D: 90 cm. H: 39 or 44 cm.



STICK EXTENSION

Extension leaves for storage under the table top.



TRADITION DINING CHAIR

Fully upholstered dining chair with round, solid and pointed legs. Legs are visible on part of the back.

MATERIAL

Light Oak / Walnut / Black Oak / Oak Natural

TRADITION

The TRADITION series is a true pragmatist, able to blend in or stand out, depending on the task it is assigned. Dramatize the silhouette with heavier upholstery or opt for more subtle materials and colors. What do you choose?



COMPOUND

COMPOUND is created to toe the line between combining complementary aesthetics and maintaining individuality. Designed with two identical shells with two individual purposes, Compound is like a pair of twins. Aesthetically pleasing and carved to be comfortable, Compound is the crowd pleasing chair for the contemporary home.



COMPOUND DINING CHAIR


Fully upholstered chair with solid wooden base.

MATERIAL

Light Oak / Walnut / Black Oak / Oak Natural

JOINT

JOINT is known for its unique details like finger joints, solid table top option and butterfly extension system. The JOINT series is developed on the basis of good craftsmanship principles.



MATERIAL

Light Oak / Walnut / Oak Natural

TECHNICAL DATA

JOINT extending dining table:

L: 175/275 W/D: 90 cm. H: 74 cm.

JOINT highboard:

L: 110 cm. W/D: 40 cm. H: 135 cm.

TRADITION DINING CHAIR

See more on page 22

MATERIAL

Light Oak / Walnut

TECHNICAL DATA

BOW extending dining table:

L: 210 / 310 cm. W/D: 105 cm. H: 74 cm.

CURVE highboard:

L: 110 cm. W/D: 40 cm. H: 135 cm.



BOW

BOW is a tribute to Danish design with clear reference to classic furniture design. It is made with attention to detail and to be both beautiful and functional. BOW feels warm and welcoming with the ample use of natural materials. It expands easily, and the extra leaves are made with solid attention to details with the herringbone design.

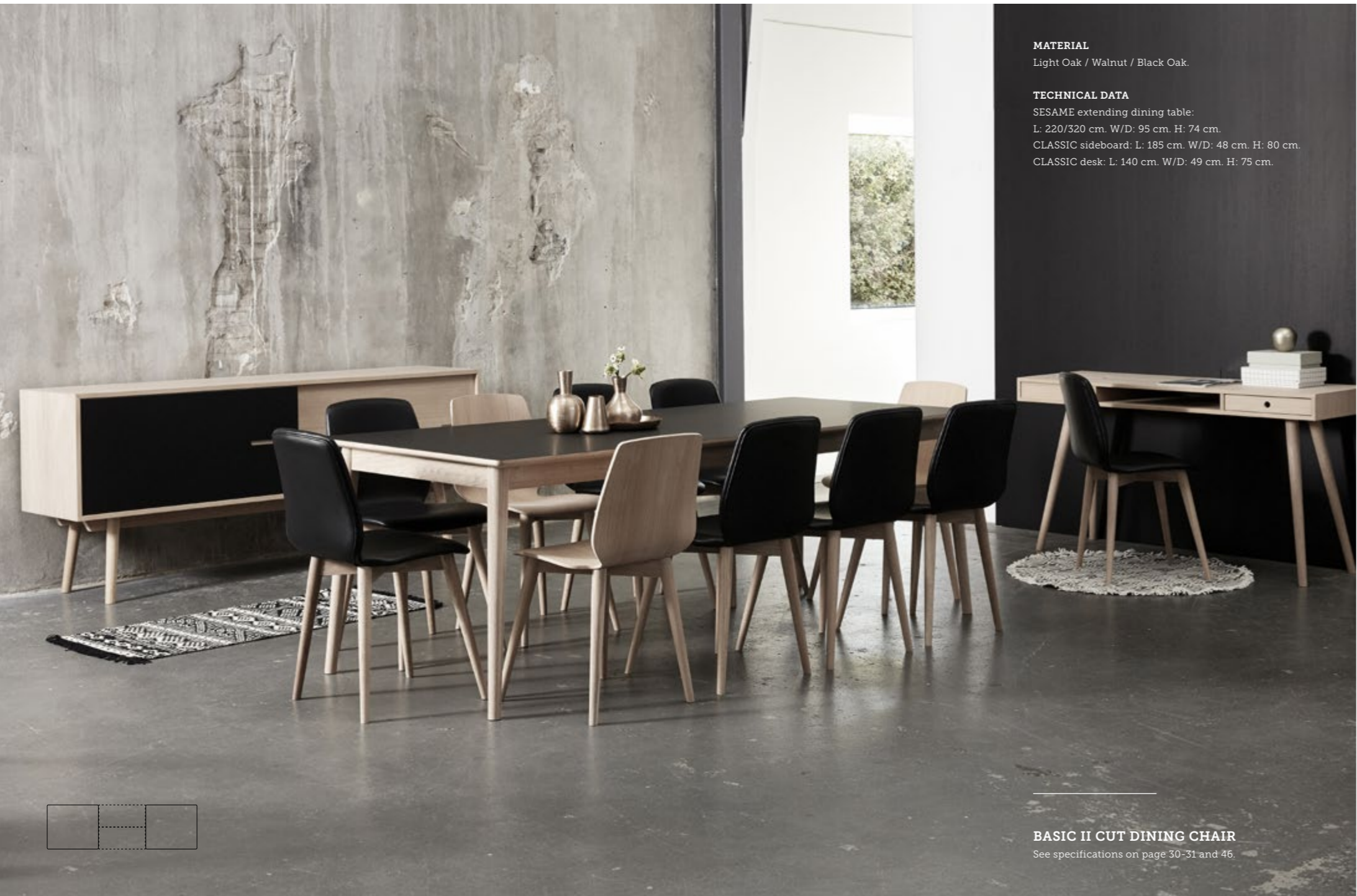
ACE DINING CHAIR

A classic and beautiful proportioned chair.

MATERIAL

Light Oak / Walnut / Black Oak / Oak Natural





MATERIAL

Light Oak / Walnut / Black Oak.

TECHNICAL DATA

SESAME extending dining table:


L: 220/320 cm. W/D: 95 cm. H: 74 cm.

CLASSIC sideboard: L: 185 cm. W/D: 48 cm. H: 80 cm.

CLASSIC desk: L: 140 cm. W/D: 49 cm. H: 75 cm.

BASIC II CUT DINING CHAIR

See specifications on page 30-31 and 46.



THE SECRET SPACE IN THE DESK

Well hidden under the round wooden cover you will find a secret compartment for your passport, keys and more. The space cannot be seen when standing in front of the desk. You can easily access this compartment by opening it with just one finger.

SESAME / CLASSIC

CLASSIC is a tribute to Danish design with clear reference to classic furniture design. It is made with attention to detail; solid wood or durable laminate of top quality are used. The sideboard in the CLASSIC Series stands out with two doors that slides apart with zero resistance. The sliding doors allow you to vary the sideboard's expression, depending on whether they are closed or slid to the side.

The SESAME dining table with black nano laminate radiates exclusive elegance. The table edges and legs are in solid light Oak. Guests for dinner? Then pull the table from the ends and fold out the butterfly extension leaves to make room for 12-14 people.

HAVE A SEAT – OR MORE IN "CUT" DINING CHAIR SPECIALS

The Cut shell is constructed of a moulded shell with a really pleasant seating comfort and an array of possible combinations.

Choose between two veneered, a laminated and two felt-covered seats - firmly standing on legs of different shapes, colours and looks.



STICK CUT
Light Oak / Antracit felt



EDGE II CUT
Walnut / Walnut veneer



BASIC II CUT
Light Oak / White laminate



STICK CUT
Light Oak / White laminate



EDGE II CUT
Light Oak / Light Oak veneer



BASIC II CUT
Light Oak / Light grey felt

MATERIAL

Light Oak / Walnut / Black Oak.

TECHNICAL DATA

CURVE extending dining table: L: 122/220 cm. W/D: 82 cm. H: 75 cm.

CURVE sideboard: L: 176 cm. W/D: 45 cm. H: 75 cm.

CURVE highboard: L: 110 cm. W/D: 40 cm. H: 135 cm.

BASIC II CUT DINING CHAIR

See specifications on page 46.



CURVE

A dining table with a boat-shaped top and two separately integrated extension leaves which easily extends the table top at each end. The table has a massive wooden edge and round, tapered wooden legs.

Both the CURVE highboard and sideboard feature elegant mitre joints, rounded front edges and round tapered solid wooden legs. The doors have self-closing hinges, drawers with full extension and self-closing mechanism. Inside there are shelves and divider. All cabinet legs with adjustable feet.



MATERIAL

Light Oak / Walnut

TECHNICAL DATA

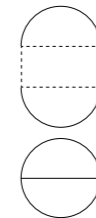
ROUND extending dining table: L: 105/160 cm. W/D: 105 cm. H: 74 cm.

URBAN highboard: L: 99 cm. W/D: 45 cm. H: 113 cm.



STICK CUT DINING CHAIR

See specifications on page 46.



ROUND / URBAN

Tea for two or dinner for six? The ROUND dining table with practical laminate surface and attractive wooden table edge can be extended with an extra leaf to become oval with seating for six people. The legs are of solid light Oak.

The URBAN highboard has elegant mitre joints and solid wooden legs. The doors can be opened by a light touch. The backside has same colour as the open shelf, so that the highboard can be placed anywhere in the room. The highboard has a flap and can act as a desk or a bar cabinet. The highboard also has a convenient entry point for a cable.

CHIEF

A dining table chair full of character and made of solid wood with a moulded seat in veneer or upholstery. The back has an elegant swing and two "dimples" of wood, because of which the chair has been nicknamed Smiley.



CHIEF
Black oak / Black leather



CHIEF
Walnut / Sand leather



CHIEF
Light Oak / Walnut veneer



CHIEF
Black oak / Sand leather



CHIEF
Light Oak / Light Oak veneer

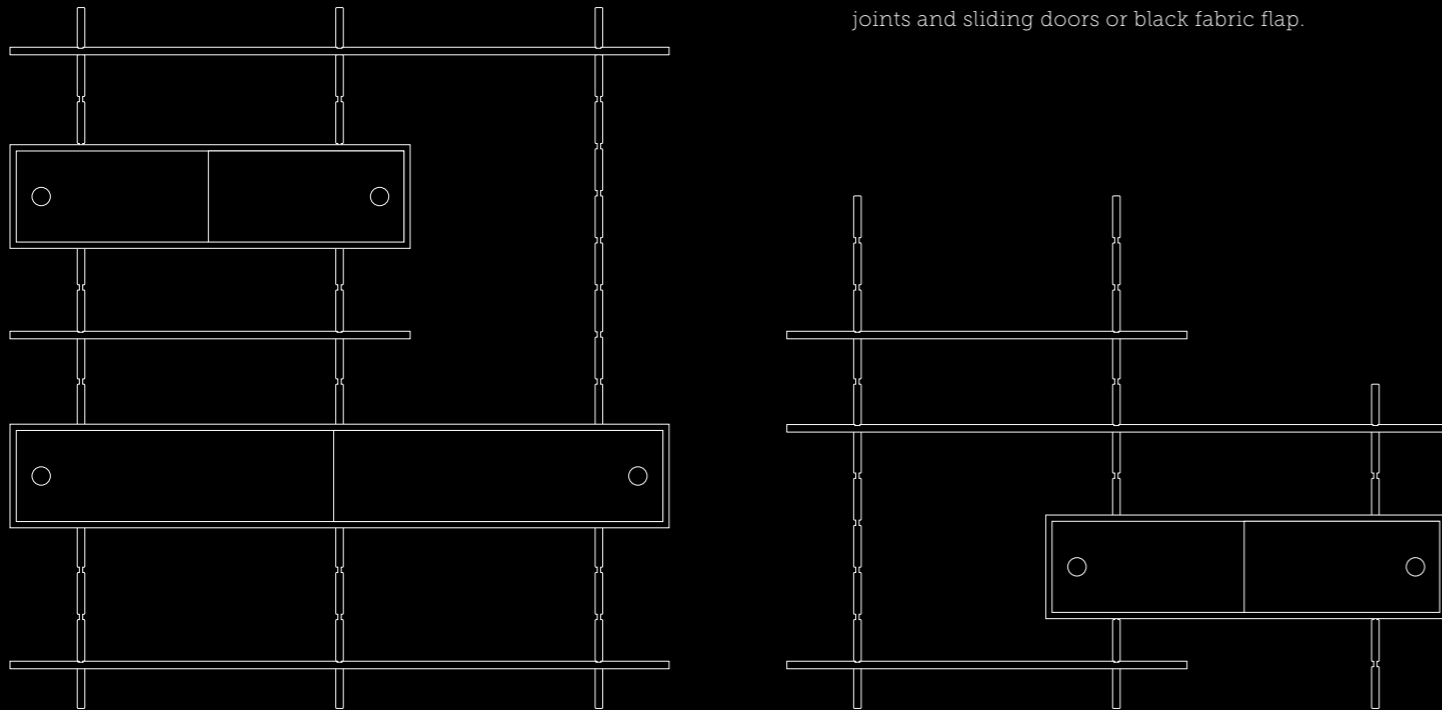


CHIEF
Light Oak / Black leather

MOORE

We've designed our rack shelves to be minimal and simplistic, and to enable you to display your curious findings.

Moore is created using less materials and keeping it simple. With wooden floating shelves that creates a sense of openness and cabinets made with mitre joints and sliding doors or black fabric flap.



MATERIAL
Light Oak / Black Oak / Oak oil / Walnut

TECHNICAL DATA
L: 158 cm, W/D 26 cm : H: 168 cm.



TRIBE DINING CHAIR
See more on page 14-15



City are equipped with brackets for wall mounting but can also be equipped with plinth, wooden or metal base with legs.


WALL MOUNTED




PLINTH



TAPERED WOODEN LEGS



METAL TUBE LEGS



MATERIAL

Crystal white paint / Light Oak / Walnut / Black oak

CITY

The CITY media furniture is white painted or veneered cabinets with mitre joints and rounded front edges. The cabinet comes in six variants, four colours and with three different frames.

The black fabric flaps open with just a light touch. The drawers are with full extension and self-closing mechanism. Inside there are dividers and/or shelves, and the back features space for cable access.



L: 119 x W/D: 45 cm. H. 19 cm.



L: 176 x W/D: 45 cm. H. 19 cm.



L: 176 x W/D: 45 cm. H. 19 cm.



L: 119 x W/D: 45 cm. H. 33 cm.



L: 176 x W/D: 45 cm. H. 33 cm.



L: 176 x W/D: 45 cm. H. 33 cm.

COFFEE TABLES

Let your imagination decide - choose between coffee tables with solid edges, veneered table tops or durable laminates. And you can have the table stand on legs of metal or solid wood in all kinds of shapes and of different heights.

STICK 90

Light Oak / Walnut / Black oak
Ø: 90 cm. H: 42 cm.

STICK 60

Light Oak / Walnut / Black oak
Ø: 60 cm. H: 39 cm.

RIDGE

Light Oak / Walnut / Black oak
Ø: 85 cm. H: 45 cm.

X-TRA 90

Light Oak / Walnut / Black oak
Ø: 90 cm. H: 45 cm.



CHOICE

More colours. More options. CHOICE is an elegant collection of storage units that offers you the option of mixing colours and materials.

CHOICE comes with a handle in the same colour as the door and drawer finish. As a final touch - we have integrated a colour feature option behind the carved handles of the doors and drawers. Hot spots are available in many colours.



MATERIAL

Light Oak / Crystal White / Black Oak / Walnut

TECHNICAL DATA

W: 231 cm D: 38cm H: 77cm



**COMBINE COLOURS
AND MATERIALS**



**CHOOSE BETWEEN
2 DEPTHS**



**DELIVERED FULLY
ASSEMBLED**

CUT

CUT shell is constructed around a moulded shell with very good seating comfort and an array of possible combinations. Choose from upholstered seats in fabric or leather - standing firmly on legs of various shapes, colours and expressions.

SLEDMETAL base
Airy frame with parallel metal legs.

MATERIAL
Matt black paint.



BASIC II base
Stylish lines and turned legs.

MATERIAL
Available in Light Oak, Walnut and Black Oak.



EDGE II base
Stylish lines and legs with characteristic finger joints.

MATERIAL
Available in Light Oak, Walnut and Black Oak.



STICK base
Light-footed, but solidly embedded in the metal construction of the seat.

MATERIAL
Available in Light Oak, Walnut and Black Oak.



THE COMPLETE CHAIR PROGRAMME IS AVAILABLE IN MANY DIFFERENT FABRIC COLOURS AND IN LEATHER

CLASSIC

CLASSIC shell is constructed around a moulded shell with very good seating comfort and an array of possible combinations. Choose from upholstered seats in fabric or leather - standing firmly on legs of various shapes, colours and expressions.

SLEDMETAL base
Airy frame with parallel metal legs.

MATERIAL
Matt black paint.



BASIC II base
Stylish lines and turned legs.

MATERIAL
Available in Light Oak, Walnut and Black Oak.



EDGE II base
Stylish lines and legs with characteristic finger joints.

MATERIAL
Available in Light Oak, Walnut and Black Oak.



STICK base
Light-footed, but solidly embedded in the metal construction of the seat.

MATERIAL
Available in Light Oak, Walnut and Black Oak.



THE COMPLETE CHAIR PROGRAMME IS AVAILABLE IN MANY DIFFERENT FABRIC COLOURS AND IN LEATHER



PBJ DESIGNHOUSE

Skovvænget 2, Rødning

7860 Spøttrup

Denmark

Phone + 45 97 56 12 55

www.pbjdesignhouse.com

