
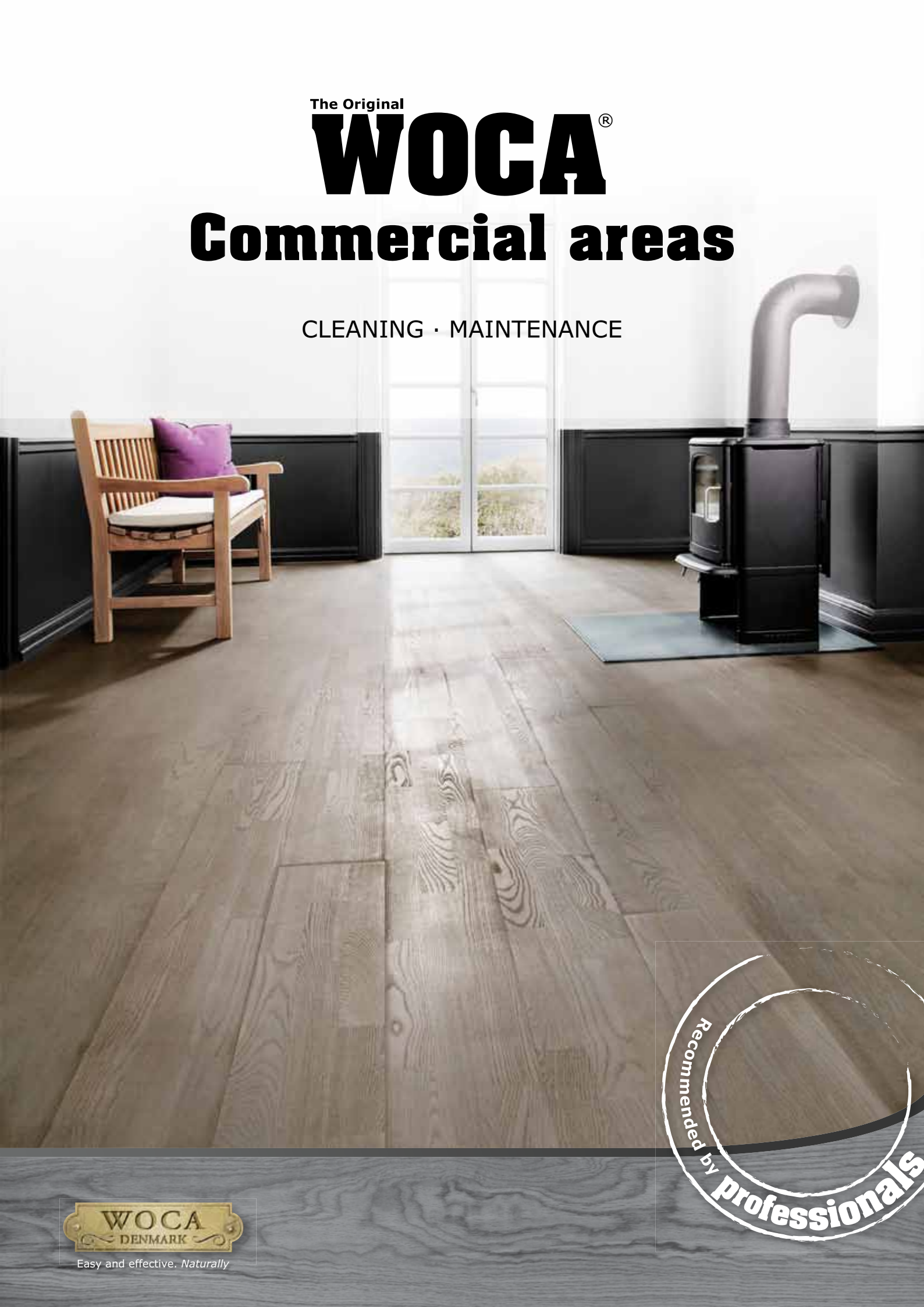


The Original

WOCA®

Commercial areas

CLEANING · MAINTENANCE



Easy and effective. *Naturally*



Correct maintenance of floors

results in strong wooden floors
and easy maintenance

Since WoodCare Denmark A/S for more than 40 years ago introduced oil treatment of wooden floors, this treatment has shown its strength and gained large spreading.

An oil-treated floor is robust and hard-wearing. Its resistance against dirt, water and grease is significantly better compared to other traditional treatments. The oil treatment is the only treatment that gives the wood the perfect glow and enhances the shades in the beautiful play of colours. Oil-treated floors are easy to maintain.

The regular cleaning is to be done with WOCA Master Soap which at the same time gives the floor a protective surface. Depending on the use of the floor, it needs extra oil now and then. Unlike lacquered floors, it is also possible to do locally repairing on the most exposed areas.

All wooden floors can be treated with oil, the choice of the oil depends on the type of wood.

Many floors already have an oil basic finish from the manufacturer and only need a finishing treatment after installation before taking into use. Whereas untreated floors need a full basic finishing that saturates the wood before taking into use.

A basic finishing with oil can also be carried out in connection with renovation of an old wooden floor.

WOCA "project care" - secures deep penetration and nourishes

WoodCare Denmark's oil-soap system consists of natural, penetrating and hardening oil that saturates the surface and protects the wood from the inside. The saturation of the pores of the wood ensures a hardwearing, dirt resistant surface without compromising the direct contact to the wood itself.

WOCA Master Soap enables an easy and effective cleaning of oiled floors while creating an additional microscopical protective layer of coconut and soya on top of the oiled surface at the same time. Due to its nourishing properties the soap quickly closes the pores of the wood and protects against dirt and penetration of liquids.

References

Christie's auctionhal in London, UK

Christie's, is the world's leading art business with global auction and private sales. Christie's is a name and place that speaks of extraordinary art, unparalleled service and expertise, as well as international glamour. Founded in 1766 by James Christie, Christie's conducted the greatest auctions of the 18th, 19th and 20th centuries, and today remains a popular showcase for the unique and the beautiful. Christie's offers over 450 sales annually in over 80 categories. Prices range from \$200 to over \$80 million.

Floor contract:

Floor contractor and installer:
Silvan Floors, Leicestershire, UK

Floor manufacture:
Bimbo, Sexau, Germany

Floor:

1200 square metre
Engineered oak one strip

WOCA Denmark

surface treatment:

Basic finishing:

WOCA High Solid Master Oil,
Natural applied with WOCA Patina
Disc

Maintenance:

WOCA Maintenance Oile
WOCA Oil Refresher

Cleaning:

WOCA Master Soap



Christie's has 57 offices in 32 countries and 10 salerooms around the world including in London, New York, Paris, Geneva, Milan, Amsterdam, Dubai and Hong Kong.



Christie's offers over 450 sales annually in over 80 categories, including all areas of fine and decorative arts, jewellery, photographs, collectibles, wine, and more.

Care instructions

for commercial areas

Type of floor

WOCA product

Regular cleaning

"Regular nourishing cleaning"

Master Soap

Oil Refresher

Intensive cleaning

"Preparing surface for maintenance"

Wood Cleaner

Maintenance**

Maintenance Oil

Maintenance Paste

Natural oil

UV-oils

Oil-wax

weekly

monthly

weekly

monthly

weekly

monthly

twice a year

twice a year

twice a year

twice a year

twice a year

twice a year

** Before maintenance treatment, always clean with WOCA Wood Cleaner first.

The above schedule contains general guidelines that may vary from project to project depending of the type of the wood, use and wear.

Therefore, our global WOCA team is at disposal as to developing customer specific cleaning-and maintenance projects matching the relevant demands. Finally, we are pleased to be able to recommend certified specialists for the projects.

WOCA team:

www.woca.dk/contact-dealers/worldwide-contact

For a finished WOCA project, we can offer products with following features:

- Natural and ecological
- Easy to apply
- Simplified cleaning and maintenance
- Dirt and water resistant
- Locally reparable
- Anti slip/anti static
- Fast drying

How to do...

The easy way to clean and maintain your floor

Basic treatment- untreated floors

1. Polish the floor with grit 120.
2. Clean the surface with Wood Cleaner in the ratio 1:40 and let it dry 6-8 hours (see the label).
3. Shake the container of the Diamond Oil well, and apply the oil with WOCA Oil Applicator or short-haired roller onto approx. 10-15 m² at a time.
4. Leave to dry max. 5 minutes.
5. Polish the oil wet in wet with beige pad and 2 patina discs until the wood is saturated.

Buff the surface with WOCA wool pad or white pad with polishing cloths.



Basic treatment – factory oiled floors

1. Clean the surface with Wood Cleaner in the ratio 1:40 and let it dry 6-8 hours (see the label)
2. Shake the container of the Diamond Oil well and apply the oil with WOCA Oil Applicator or short-haired roller onto approx. 10-15 m² at a time.
3. Leave to dry max. 5 minutes.
4. Polish the oil wet in wet with beige pad and 2 patina discs until the wood is saturated.
5. Buff the surface with WOCA Wool Pad or White Pad with polishing cloths.

Buff the surface with WOCA wool pad or white pad with polishing cloths.



Cleaning in general – manually or by machine

Manually

- 1a. Clean the floor with Master Soap in the ratio 1:40 using the Swep Mop or flat mop.

By machine

- 1b. The floor can also be washed by "washing machine", see the description from the supplier.

In case of a demand for disinfection of the surface, for instance in barefoot areas such as dental practices, sauna areas etc., we recommend mixing WOCA Anti Bacteria in the ratio 1:40. (WOCA Anti Bacteria: Master Soap mixture).

Note: Never use microfiber, only cotton.









Care and maintenance

1. Clean the surface with Wood Cleaner in the ratio 1:40 and let it dry.
2. Shake the container with Maintenance Oil well and apply the oil with WOCA Oil Applicator or spray onto approx. 10-15 m² at a time.
3. Polish the oil wet in wet with beige pad and 2 patina discs until the wood is saturated.
4. Buff the surface with WOCA Wool Pad or White Pad with polishing cloths.

After 4-6 hours, the floor may be used with caution. The surface is fully hardened after 24 hours.







Product range

for cleaning and maintaining

	Container	Product information	
BASIC TREATMENT		Wood Cleaner <ul style="list-style-type: none"> • For the unfinished, oiled, lacquered or soap treated wooden floors indoor • Basic cleaning and degreasing • High coverage • Suitable for children's toys • Certified by IBR 	Container: 1 l and 2,5 l Coverage: 200-300 m ² /l depending of the type of the wood
		Diamond Oil <ul style="list-style-type: none"> • Suitable for all types of wood floors • Water-repellent • Extremely high solid content • Extreme hard-wearing surface • Fast drying • VOC free 	Container: 2,5 l and 5 l Coverage: 20-25 m ² /l depending on the type of the wood Available in: natural, white and extra white
		Solvent <ul style="list-style-type: none"> • Solvent for oil products • Ideal for cleaning tools • Non aromatic • VOC free 	Container: 1 l
CLEANING AND MAINTENANCE		Master Soap <ul style="list-style-type: none"> • For the cleaning and maintenance of all wood floors • Particularly suitable for larger floors with frequent cleaning • May be applied both manually and by machine • Suitable for children's toys • Certified by IBR 	Container: 5 l and 25 l Coverage: 320-400 m ² /l Available in: natural
		Antibacterial <ul style="list-style-type: none"> • Suitable for water disinfection, pipe lines, drinking water facilities, surface disinfection and aerosol disinfection • Effective against bacteria, vira, fungus, yeast, endospores and biofilms 	Container: 5 l Consumption: 125 ml into 5 l Master Soap water.
		Maintenance Oil <ul style="list-style-type: none"> • Suitable for all oiled wooden floors • Easier application, manually and also by machine • Suitable for children's toys • Certified by IBR • VOC free 	Container: 1 l, 2,5 l and 25 l Coverage: 30-40 m ² /l depending on the type of the wood Available in: natural, white, extra white*, brown*, grey* and black* <i>*only in 1 l containers</i>

Tools

Recommended by WoodCare

	Tools	Product information
CLEANING AND MAINTENANCE		<p>Polishing machine 16"</p> <ul style="list-style-type: none"> • For the basic cleaning with WOCA Wood Cleaner and green pad • For the polishing of WOCA Maintenance Oil
		<p>Patina Disc</p> <ul style="list-style-type: none"> • For making a one-coat application • Immediate saturation • Makes maintenance easy
		<p>Super Pads</p> <ul style="list-style-type: none"> • For the basic cleaning of wooden surfaces • For the polishing of WOCA Maintenance Oil
		<p>Wool pads</p> <ul style="list-style-type: none"> • For the effective re-polishing of surfaces • Very absorbing • Secures a uniform surface
CLEANING		<p>NILFISK-ALTO cleaning machine 337 or Boost 5</p> <ul style="list-style-type: none"> • Compact machine for high productivity performance • Easy to manoeuvre • High efficiency • Extremely robust • Very easy to use <p>For more information, please see: www.nilfisk-alto.com</p>
		<p>Professional cleaning system</p> <ul style="list-style-type: none"> • Simple cleaning system • Double bucket system for higher effectiveness • Flat mop with cotton mop

